

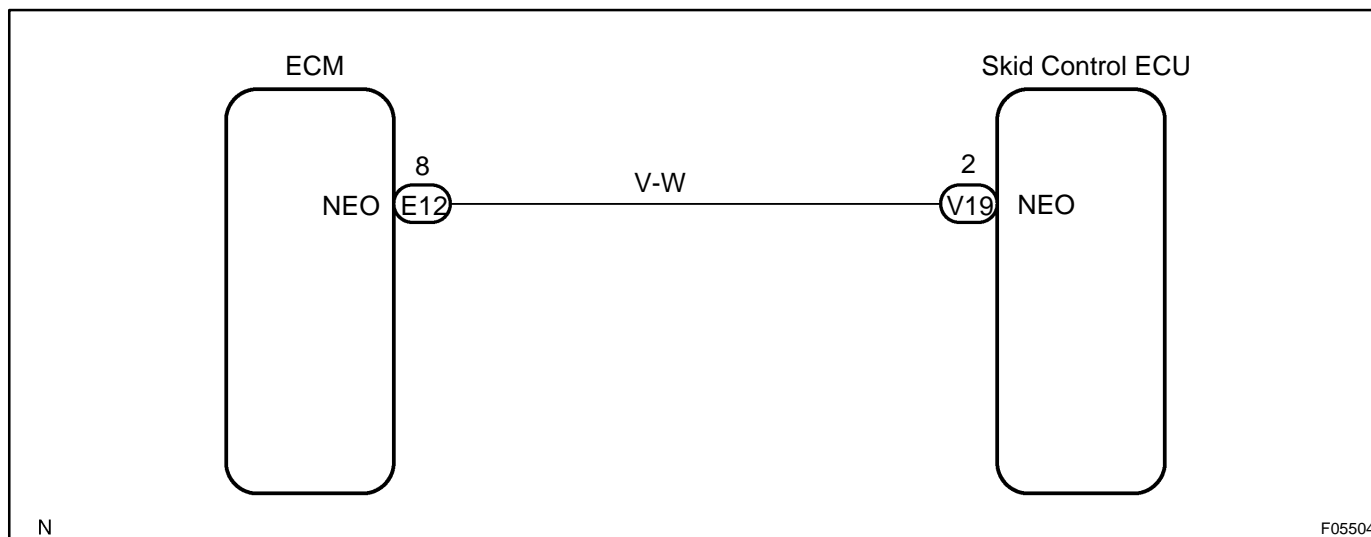
<b>DTC</b>	<b>C1224 / 44</b>	<b>NE Signal Circuit</b>
------------	-------------------	--------------------------

## CIRCUIT DESCRIPTION

The ABS & BA & TRAC & VSC ECU receives engine revolution speed signals (NE signals) from the ECM.

DTC No.	DTC Detecting Condition	Trouble Area
C1224 / 44	<p>When either the condition 1. or 2. is detected:</p> <ol style="list-style-type: none"> <li>At vehicle speed of 30 km/h (19 mph) or more, and when data received from the ECM is in normal condition, and open or short circuit for engine revolution signal circuit continues for 10 sec. or more.</li> <li>While TRAC is operating, the conditions that open or short circuit in engine revolution signal circuit is detected, main throttle opening degree is 0 and IDL switch is OFF continue for 0.24 sec. or more.</li> </ol>	<ul style="list-style-type: none"> <li>• NEO circuit</li> <li>• ECM</li> <li>• Skid control ECU</li> </ul>

## WIRING DIAGRAM



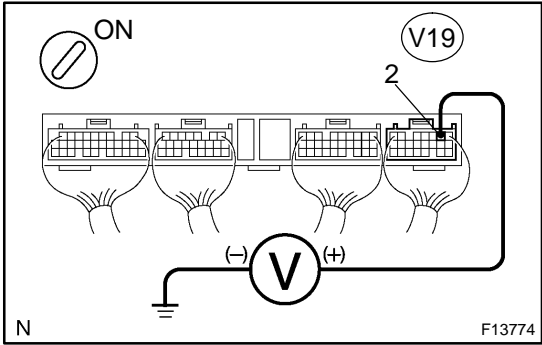
# INSPECTION PROCEDURE

1	Check for open and short circuit in harness and connector between terminal NEO of skid control ECU and terminal NEO of ECM (See page <a href="#">IN-28</a> ).
---	---

NG	Repair or replace harness and connector.
----	--

OK

2	Check voltage between terminal NEO of skid control ECU and body ground.
---	---



## **PREPARATION:**

Remove the skid control ECU with the connectors still connected.

## **CHECK:**

- Turn the ignition switch ON.
- Measure voltage between terminal NEO (V19 - 2) of the skid control ECU and body ground for the engine conditions below.

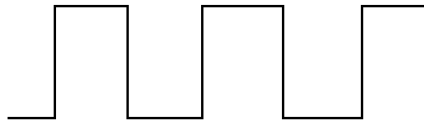
## **OK:**

Engine condition	Voltage
OFF (IG ON)	3 - 6 V or below 1 V
ON (Idling)	3 - 6 V ↔ below 1 V (Pulse)

(Reference)

3 - 6 V

Below 1 V



F03007

NG	Check and replace skid control ECU or ECM.
----	--

OK

If the same codes is still output after the DTC is deleted, check the contact condition of each connection.
---